



Population (2016) 28.98 million

GDP per capita: (2016, US\$) \$729.533

Poverty rate : 14.99% (\$1.90/day)

Economic activity FY2017 following two challenging years

: **+7.5%**

Young people aged 10-24

≈ **1/3**

of the total pop. of Nepal

AGRICULTURE

Proportion of Nepal's population engaged in the agriculture sector:



Contribution of agriculture sector to Nepal's GDP

MOVEMENT OF GOODS

Movement of goods in Nepal is hampered by:



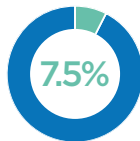
Lack of basic infrastructure



legal framework needs improvement

TOURISM

Total contribution of tourism & travel to GDP (2016):



MOVEMENT OF PEOPLE

Nepal is witnessing an exodus of workers migrating out of the country

E-COMMERCE



85%

of e-commerce users in Nepal prefer C.O.D as their payment method



NEPAL'S POSTAL RELIABILITY SCORE: **23/100**



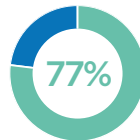
Internet users in Nepal: 1995: 50 2017: **15,450,000**

The lack of proper addresses for houses makes delivery a logistical challenge

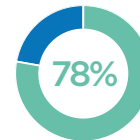
NON-TARIFF MEASURES

1/2

of all Nepalese exporters face difficulties with regulations & red tape.



of Nepalese agricultural exporters are affected. Rates vary significantly between sectors.



of these obstacles for exporters are applied by partner countries

MORE ON NEPAL: enhancedif.org/en/country-profile/nepal



PRIORITY SECTORS FOR IMPACT

2020 TARGETS

(from NTIS 2016, compared to 2014 baseline)

EXPORT SIZE
EXPORT GROWTH
EPI
POTENTIAL VALUE ADDITION
POTENTIAL DESTINATION
REGIONS
ENVIRONMENT
EMPLOYMENT IMPACT
WOMEN
SKILLS & EARNING

IMPACT

GOODS



CARPETS

Export value **+41%**



CHYANGRA PASHMINA

Export value **+67%**



FABRICS, TEXTILE, YARN & ROPE

Export value **+22%**



FOOTWEAR

Production (pairs of shoes) ... **+50%**
Export volume **+54%**



GINGER

Production **+28%**



LARGE CARDAMOM

Production **+13%**



LEATHER

Raw hide production **+50%**
Bovine & goat leather exports **+54%**



MEDICINAL & AROMATIC PLANTS

Export value **+43%**
Increase uptake of modern processing technologies



TEA

Production **+50%**
Export value **+122%**

SERVICES



IT & BPO & IT ENGINEERING

Export value **+186%**




TOURISM

Foreign visitors to Nepal ... **+151%**
Average spend per trip ... **+299%**



SEMI- & SKILLED PROFESSIONALS

Migrants work as professionals in destination countries **+54%**
Returning immigrants engaged in their own business **+82%**



LOW

MEDIUM

HIGH



Enhanced Integrated Framework

Trade for LDC development

enhancedif.org